


Jocial

AutoTweetNG - Enhance your social media management



Full social content management in Joomla

<http://www.extly.com/jocial-full-social-content-management-in-joomla.html>

Joocial - Manage your social networks in Joomla


Beyond the original AutoTweetNG scope, **Joocial** is here to provide *full social content management for Joomla*.

Joocial includes all backend AutoTweetNG auto-posting features + publishing features to empower social media management for general users in Joomla.

Product Page: <http://www.extly.com/autotweet-ng-pro.html>

Support: <http://support.extly.com>

Community Forum Support: <http://www.extly.com/forum/index.html>




Jocial - Manage your social networks in Joomla

Prerequisites

- AutoTweetNG Jocial v7.1, or superior
- System requirements:
 - Joomla 2.5 / Joomla 3
 - PHP 5.3, or superior
 - MySQL 5.5, or superior (recommended)

Recommended tutorials:

- [How to AutoTweet from Joomla in 5 minutes](#)
- [How to AutoTweet from Your Own Facebook App](#)
- [Improve your social streams with RSS Feeds](#)
- [Publishing to Google+ Profiles and Pages](#)



Jocial - Manage your social networks in Joomla

What's new

- Social Publishing Management


New tools to create, edit, schedule, and repeat posts.

- Virtual Social Media Manager

High-level virtual assistant to manage when Posts are published, and evergreen posts support (re-publishing).

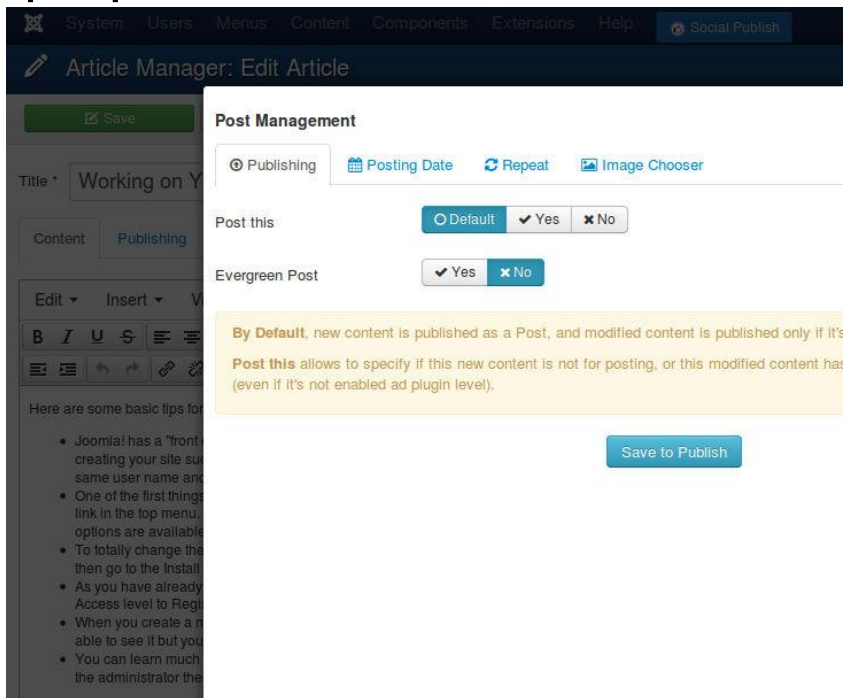
- Jootool - Front-end Social Management Team

Front-end team tool to configure channels, browse, manage content requests and posts.

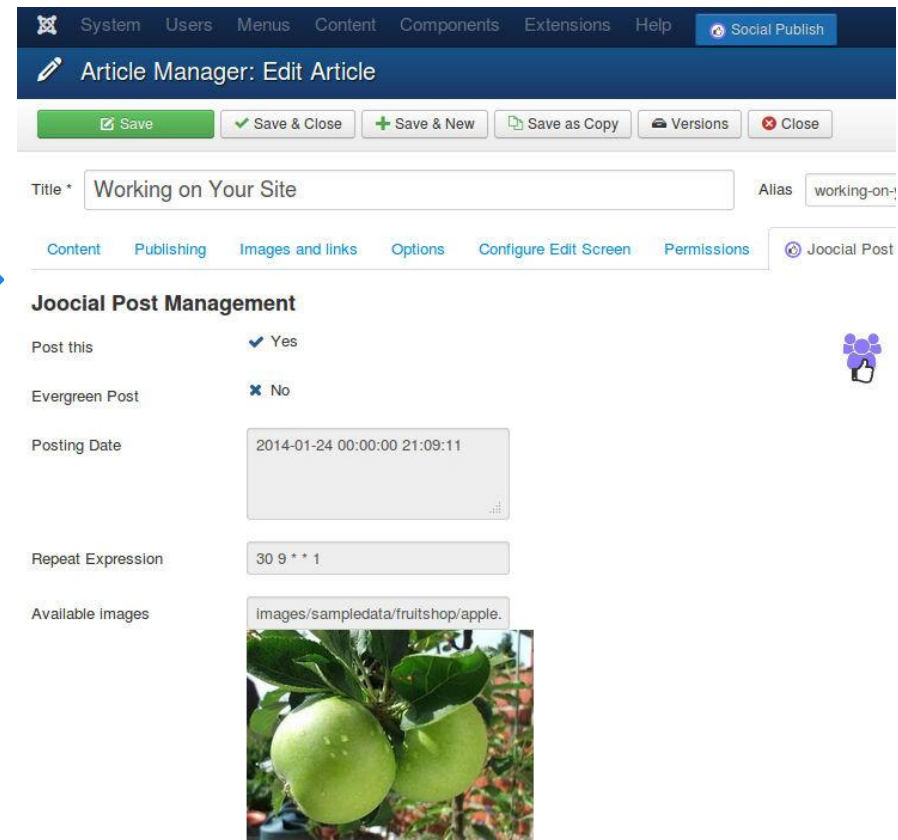


Jocial - Manage your social networks in Joomla Social Publishing Management

Social Publishing Management: beyond auto-posting content, Jocial introduces tools at component item level to define specific properties.



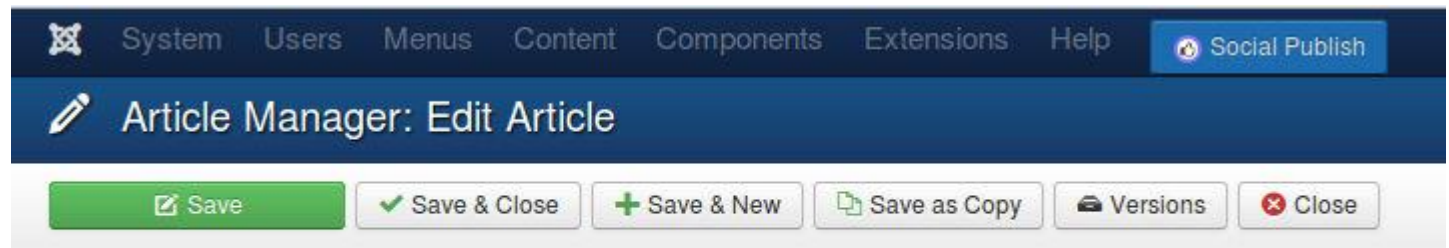
The screenshot shows the Joomla! Article Manager interface with the 'Social Publish' tab selected. The 'Post Management' section is visible, featuring options for 'Publishing', 'Posting Date', 'Repeat', and 'Image Chooser'. The 'Post this' option is set to 'Yes', and 'Evergreen Post' is also set to 'Yes'. A yellow tooltip explains that 'Post this' allows specifying if new content is for posting or if modified content is published only if it's not for posting. A 'Save to Publish' button is located at the bottom of the section.



The screenshot shows the Joomla! Article Manager interface with the 'Social Publish' tab selected. The 'Jocial Post Management' section is visible, featuring options for 'Post this', 'Evergreen Post', 'Posting Date', 'Repeat Expression', and 'Available images'. The 'Post this' option is set to 'Yes', and 'Evergreen Post' is set to 'No'. The 'Posting Date' is set to '2014-01-24 00:00:00 21:09:11', and the 'Repeat Expression' is set to '30 9 * * 1'. The 'Available images' section shows a preview of a green apple.

Jocial - Manage your social networks in Joomla Social Publishing Management

Post Management is available in the integrated components



The screenshot shows the Joomla! administrator interface. The top navigation bar includes links for System, Users, Menus, Content, Components, Extensions, Help, and Social Publish. The 'Social Publish' button is highlighted with a blue arrow pointing from the right. Below the navigation bar is the 'Article Manager: Edit Article' header. A toolbar contains buttons for Save, Save & Close, Save & New, Save as Copy, Versions, and Close.

Title * Working on Your Site Alias working-



p



The screenshot shows the Joomla! administrator interface. The top navigation bar includes links for System, Users, Menus, Content, Components, Extensions, Help, and Social Publish. The 'Social Publish' button is highlighted with a blue arrow pointing from the left. Below the navigation bar is the 'Article Manager: Edit Article' header. A toolbar contains buttons for Social Publish, Article, Image, Page Break, Read More, and Toggle editor.

View Site 0 Visitors 0 Admins 0 Log out

Integrated with Joomla Articles, EasyBlog, FlexiContent, JoomShopping, K2, SobiPro, Zoo, and more.

Jocial - Manage your social networks in Joomla

Social Publishing Management

Post This: Allows to force publishing this post (when it's generally excluded), or do not post it (when it's generally included)


Evergreen Post: Check it to mark the post as evergreen (virtual management can re-publish it)

Post Management

Publishing Posting Date Repeat Image Chooser

Post this Default Yes No

Evergreen Post Yes No



Joocial - Manage your social networks in Joomla

Social Publishing Management

Posting Date: Schedule when the Post must be published, and a sequence of re-publications.

Post Management

[Publishing](#) [Posting Date](#) [Repeat](#) [Image Chooser](#)

Posting Date



9:30:00




Add

Server Time Zone: UTC

Agenda


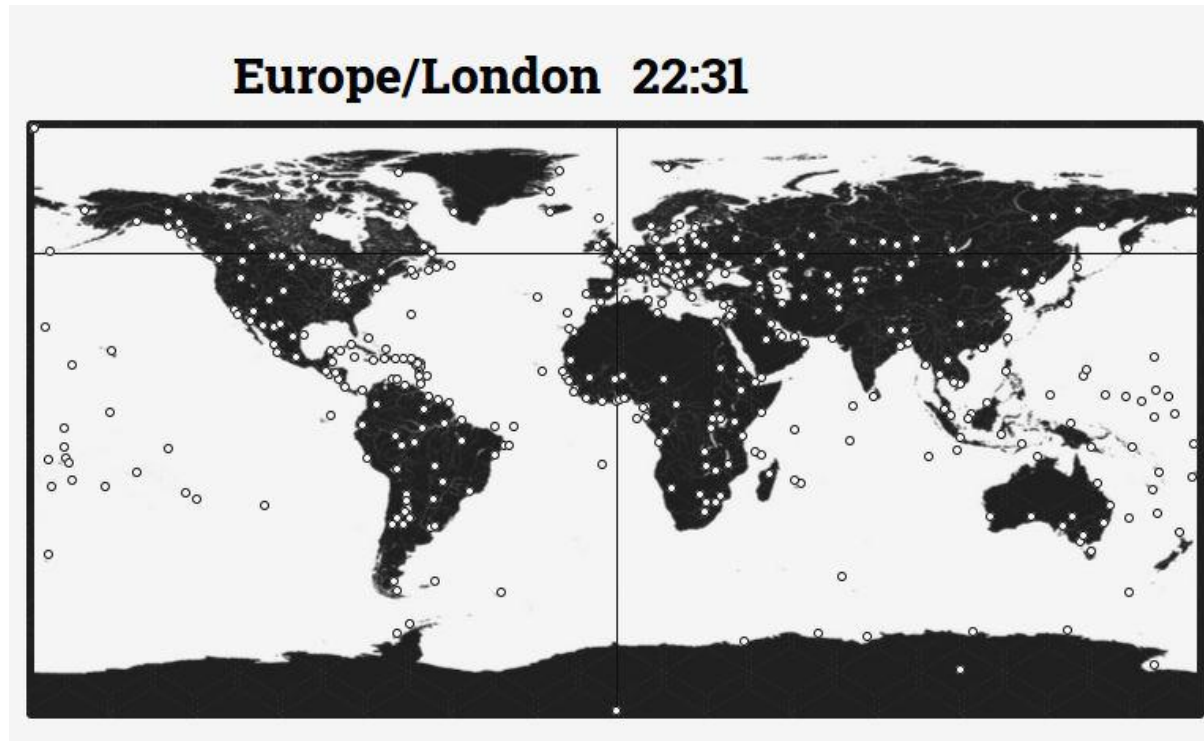
Date	Time	
2014-01-24	9:30:00	
2014-01-31	9:30:00	
2014-02-07	9:30:00	

Submit



Jocial - Manage your social networks in Joomla Social Publishing Management

About World Clock & Time Zone Map: all times are related to the server time zone. Please, remember to adjust it according to your audience.



Jocial - Manage your social networks in Joomla

Social Publishing Management

Repeat: Define a frequency of repetitions for this post.

Post Management


[Publishing](#) [Posting Date](#) **[Repeat](#)** [Image Chooser](#)



Minute(s)	<input type="text" value="30"/>
Hour(s)	<input type="text" value="9 = 9 AM"/>
Day(s)	<input type="text" value="Every Day"/>
Months(s)	<input type="text" value="Every Month"/>
Weekday(s)	<input type="text" value="Monday"/>
Repeat Expression	<input type="text" value="30 9 ** 1"/>

Shortcuts

- [No repeat](#)
- [Every day at 9:30AM](#)
- [Every Monday at 9:30AM](#)
- [Every 6 hours, quarter past the hour](#)
- [At 11:59AM on Monday, Wednesday, and Friday](#)
- [December 8th, 6:47](#)



It can start right away, or you can define a first posting date. To stop it, you must cancel the content request.

Jocial - Manage your social networks in Joomla

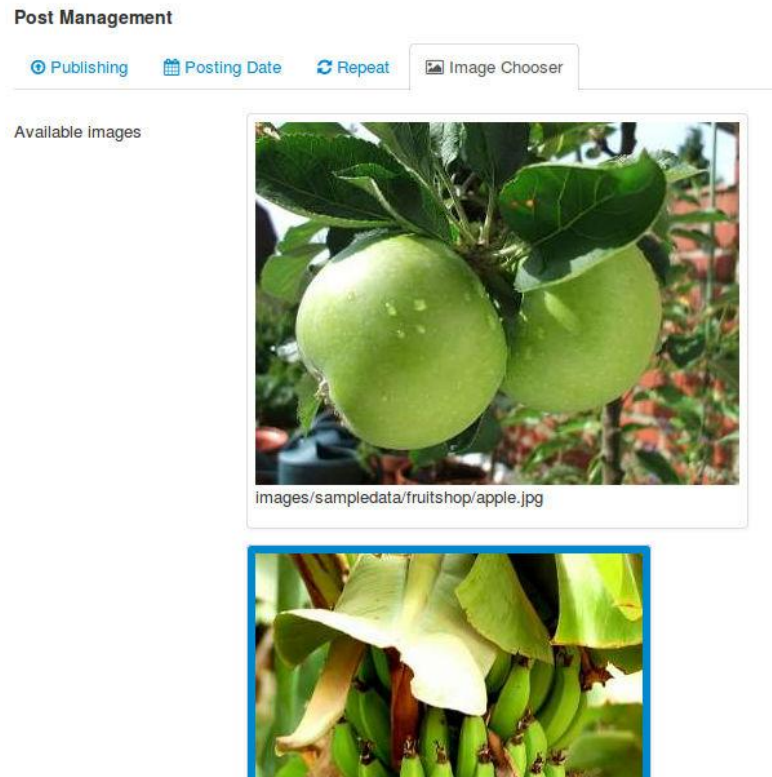
Social Publishing Management

Image Chooser: Select which article image must be included in Post.

Post Management


[Publishing](#) [Posting Date](#) [Repeat](#) [Image Chooser](#)

Available images



images/sampledata/fruitshop/apple.jpg

If no image is chosen, Post is created with the first available image.



Jocial - Manage your social networks in Joomla Virtual Social Media Manager

Virtual Media Manager: Provides a virtual assistant to support high level operations:

- Only publish in “working hours”
- If there’s nothing new to publish from site or RSS Feeds, re-publish “evergreen” content

Jocial - Control Panel Joomla!

Options

Control Panel Requests Rules Posts Channels Feeds About

Social Meter

Requests

Posts (399)

Posts

Virtual Media Manager

Component information

Name
Jocial

Installed version
7.1.0

Newest version
7.0.0

Version info
✓


[Extly.com Support](#)

Follow us

[in](#) [S+](#) [@](#) [Q](#)

Channels

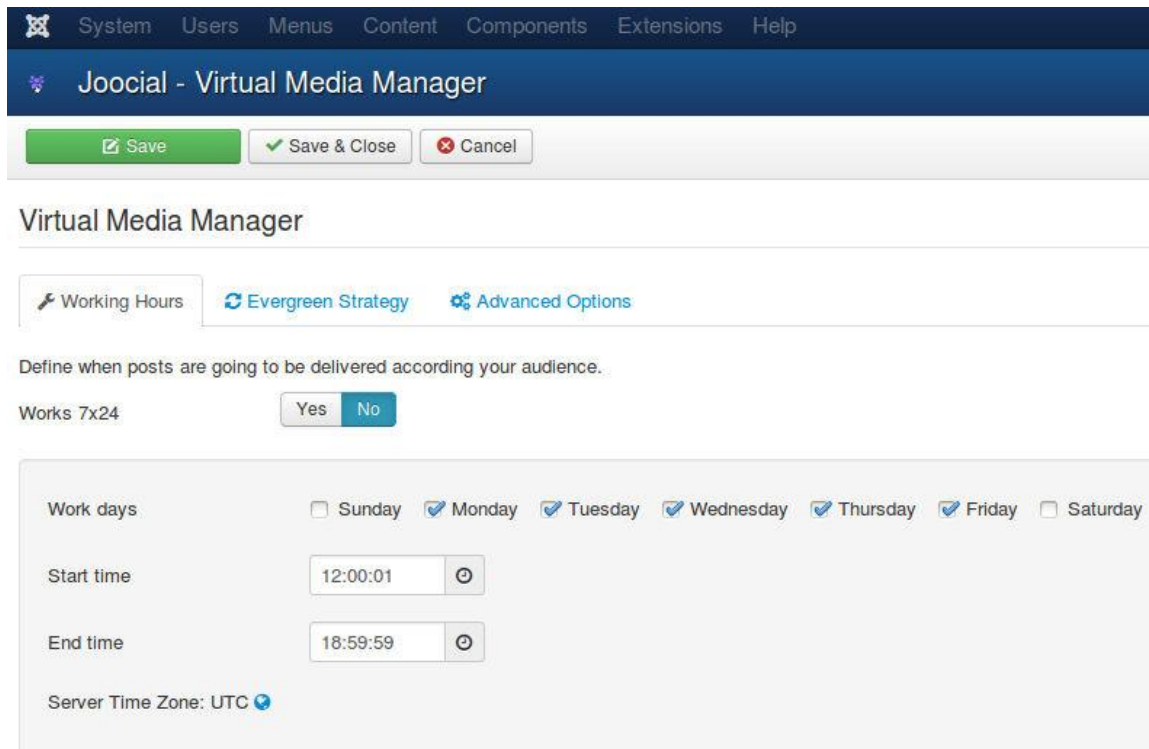
f g+ in ✉ 🐦 vk



Jocial - Manage your social networks in Joomla Virtual Social Media Manager

Working Hours: Define to allow Post publication at any time, or focused in a period of time.

E.g. You can receive new articles with RSS Feeds, and filter them according your audience. But if your users are more active at some hours, you can define the “working hours” to your Virtual manager.




The screenshot displays the Joomla! administration interface for the Jocial - Virtual Media Manager extension. The top navigation bar includes links for System, Users, Menus, Content, Components, Extensions, and Help. The main header identifies the current page as "Jocial - Virtual Media Manager". Below the header are three buttons: "Save" (green), "Save & Close" (green with a checkmark), and "Cancel" (red with an X).

The main content area is titled "Virtual Media Manager" and features three tabs: "Working Hours" (active), "Evergreen Strategy", and "Advanced Options". Below the tabs, a text label reads "Define when posts are going to be delivered according your audience." Below this is a toggle switch for "Works 7x24" with "Yes" selected and "No" unselected.

The "Working Hours" configuration section includes the following fields:

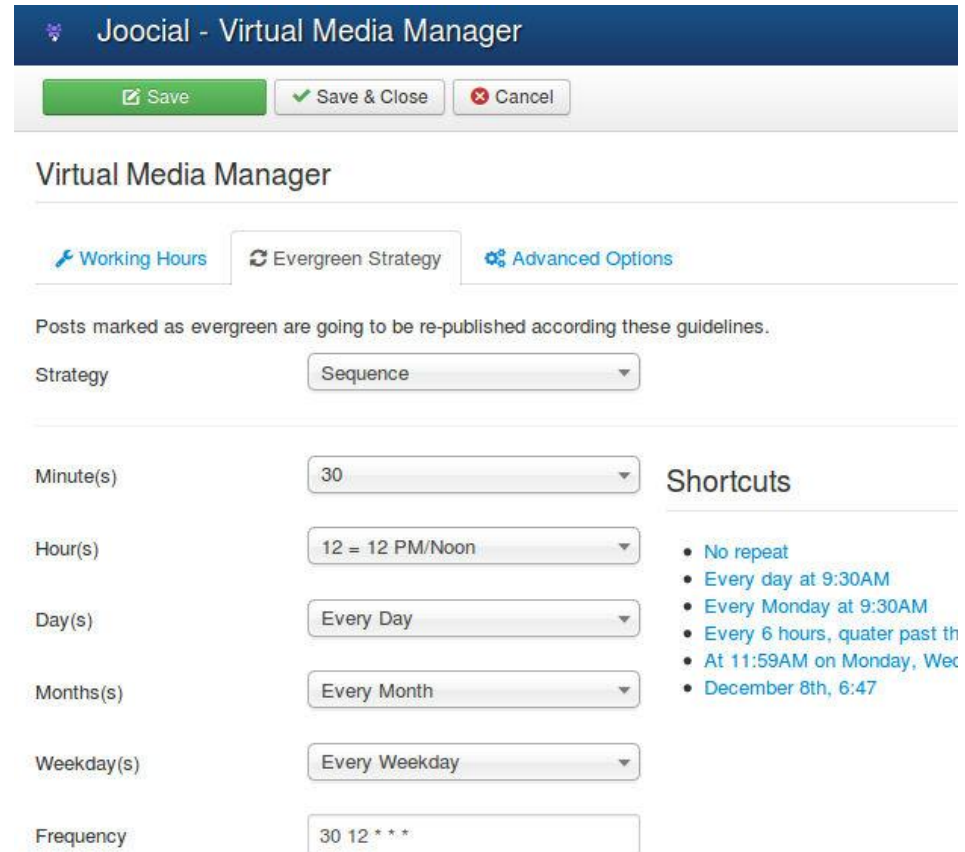
- Work days:** A row of checkboxes for Sunday, Monday, Tuesday, Wednesday, Thursday, Friday, and Saturday. Monday through Friday are checked.
- Start time:** A time input field set to "12:00:01" with a circular refresh icon to its right.
- End time:** A time input field set to "18:59:59" with a circular refresh icon to its right.
- Server Time Zone:** A dropdown menu currently set to "UTC".



Jocial - Manage your social networks in Joomla Virtual Social Media Manager

Evergreen Posts: Posts selected as evergreen can be posted if there's no content available. In this form, you can define frequency of evergreen posts.

Strategy: It can be random or in sequence. In both cases, a great number of evergreen posts is recommended to avoid channel saturation.

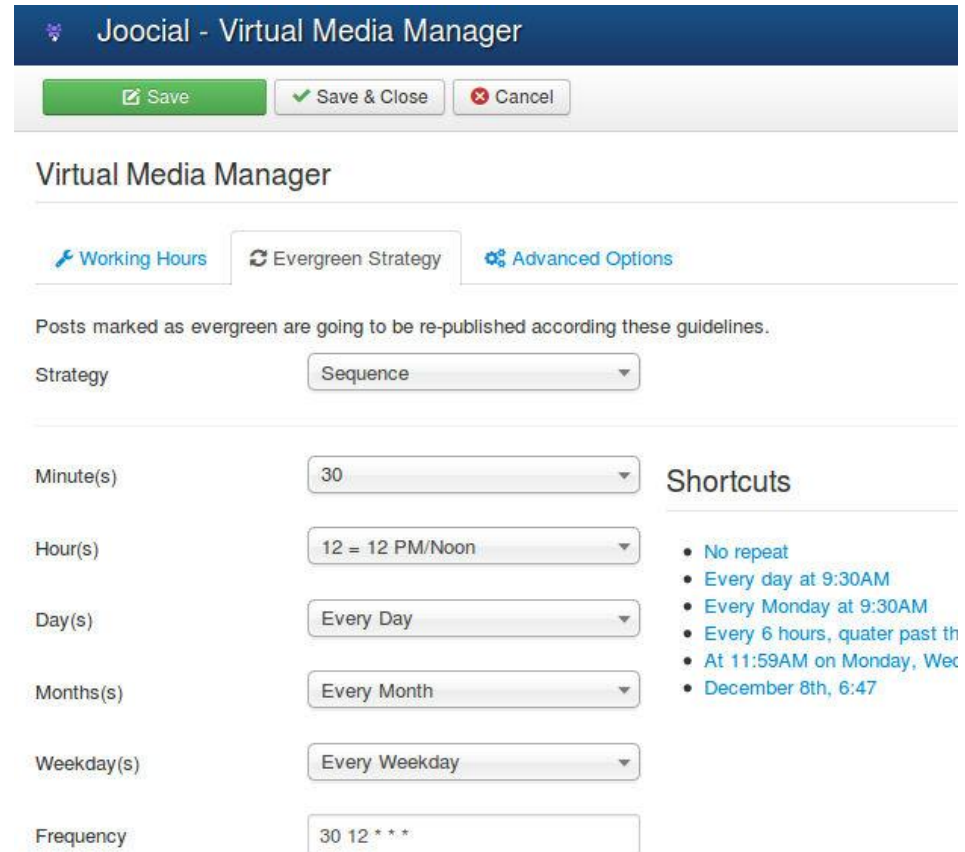


The screenshot shows the Joomla Virtual Social Media Manager interface. At the top, there is a dark blue header with the Joomla logo and the text "Jocial - Virtual Media Manager". Below the header, there are three buttons: "Save" (green), "Save & Close" (green with a checkmark), and "Cancel" (red with an X). The main content area is titled "Virtual Media Manager" and has three tabs: "Working Hours", "Evergreen Strategy" (which is active), and "Advanced Options". Below the tabs, there is a text box stating "Posts marked as evergreen are going to be re-published according these guidelines." The "Strategy" dropdown menu is set to "Sequence". The form includes several dropdown menus for frequency: "Minute(s)" is set to "30", "Hour(s)" is set to "12 = 12 PM/Noon", "Day(s)" is set to "Every Day", "Months(s)" is set to "Every Month", and "Weekday(s)" is set to "Every Weekday". The "Frequency" field is a text input containing "30 12 ***". On the right side, there is a "Shortcuts" section with a list of options: "No repeat", "Every day at 9:30AM", "Every Monday at 9:30AM", "Every 6 hours, quarter past th", "At 11:59AM on Monday, Wed", and "December 8th, 6:47".

Jocial - Manage your social networks in Joomla Virtual Social Media Manager

Evergreen Posts: Posts selected as evergreen can be posted if there's no content available. In this form, you can define frequency of evergreen posts.

Strategy: It can be random or in sequence. In both cases, a great number of evergreen posts is recommended to avoid channel saturation.

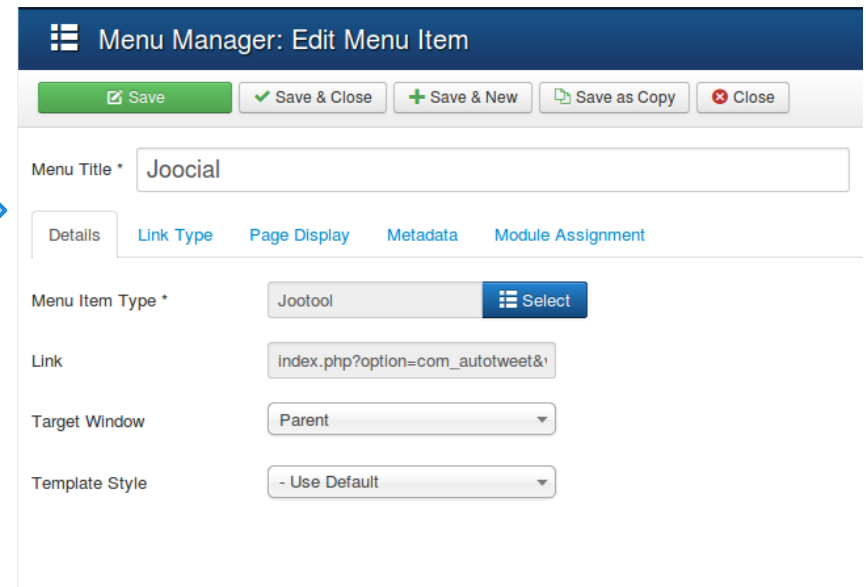
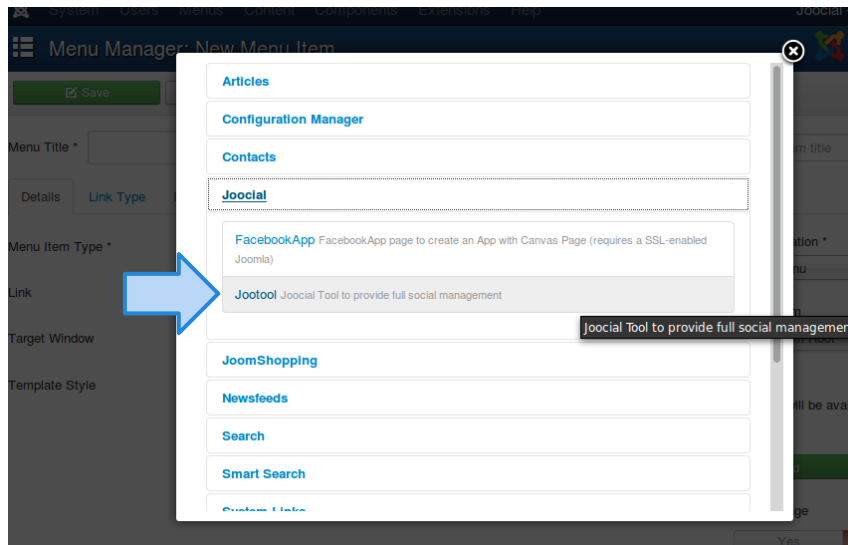


The screenshot shows the 'Jocial - Virtual Media Manager' interface. At the top, there are three buttons: 'Save' (green), 'Save & Close' (green with checkmark), and 'Cancel' (red with X). Below the buttons is the title 'Virtual Media Manager'. There are three tabs: 'Working Hours', 'Evergreen Strategy' (selected), and 'Advanced Options'. The main content area is titled 'Posts marked as evergreen are going to be re-published according these guidelines.' and contains a form for configuring the 'Evergreen Strategy'. The form includes a 'Strategy' dropdown menu set to 'Sequence'. Below this are several rows of configuration options, each with a label and a dropdown menu: 'Minute(s)' set to '30', 'Hour(s)' set to '12 = 12 PM/Noon', 'Day(s)' set to 'Every Day', 'Months(s)' set to 'Every Month', 'Weekday(s)' set to 'Every Weekday', and 'Frequency' set to '30 12 ***'. To the right of the form is a 'Shortcuts' section with a list of options: 'No repeat', 'Every day at 9:30AM', 'Every Monday at 9:30AM', 'Every 6 hours, quarter past th', 'At 11:59AM on Monday, Wed', and 'December 8th, 6:47'.

Jocial - Manage your social networks in Joomla Front-end Social Management Team

Jootool: It's a new front-end solution for your social management team.

- To start, please create a new **Menu Item** for **Jocial**



Jocial - Manage your social networks in Joomla

Front-end Social Management Team

Jootool: It's a new front-end solution for your social management team.



The screenshot shows the Joomla! front-end interface for Jocial. At the top left is the Jocial logo, which consists of a thumbs-up icon in a purple circle, an orange RSS icon, and the word "Jocial" in black. Below the logo is a navigation menu with the following items: Home (highlighted in orange), News, Jocial, Create Article, List All Categories, and Login. The main content area features a "Welcome to Jocial!" heading, followed by a paragraph stating that Jocial.com is a community site for Joomla news to test new AutoTweetNG concepts. Below this, it lists social media channels with their respective URLs: Facebook Page, Google+ Page, LinkedIn Group, and VK Group. To the right of the text is a diagram of a cloud containing social media icons for Facebook, Google+, Twitter, and LinkedIn, with a Joomla! logo icon in the center and dotted arrows pointing from the Joomla! icon to each of the social media icons.

Welcome to Jocial!

Jocial.com is our current community site for Joomla news to test new **AutoTweetNG** concepts.

You can follow our social posts in these channels:

Facebook Page: <http://www.facebook.com/pages/Jocial-Autotweet-for-Joomla-News>

Google+ Page: <https://plus.google.com/+Jocial>

LinkedIn Group: http://www.linkedin.com/groups?gid=4918126&trk=my_groups-b-grp-v

Twitter: <http://www.twitter.com/jocial>

VK Group: <http://vk.com/extly.community>

This example is based on Joomla! Content Manager

Jocial - Manage your social networks in Joomla

Front-end Social Management Team

In Joomla!, you can have several User Groups (*).
By default, **Jootool** allows these operations:

User	Create	Edit Own	Edit	Edit State	Delete	Access Backend	Configuration
Author	ok	ok					
Editor	ok	ok	ok				
Publisher	ok	ok	ok	ok			
Manager	ok	ok	ok	ok	ok		
Administrator	ok	ok	ok	ok	ok	ok	
Super User	ok	ok	ok	ok	ok	ok	ok

(*) For further information: <http://docs.joomla.org/ACL>

Permissions can be customized by Administrator in Global Configuration

Joocial - Manage your social networks in Joomla

Front-end Social Management Team


Author:

- Create content and Edit Own “Social Publishing” Options
- Create and Edit own channels.

Edit ▾ Insert ▾ View ▾ Format ▾ Table ▾ Tools ▾

B *I* U ~~S~~ Paragraph ▾

Lorem ipsum dolor sit amet, consectetur adipiscing elit. Phasellus luctus gravida odio vel faucibus. Vestibulum facilisis hendrerit ferme consequat, eu tempus eros mattis. Nam tempor volutpat tellus non blandit. Vestibulum ante ipsum primis in faucibus orci luctus et ultric Mauris placerat, nunc ac sollicitudin hendrerit, diam turpis sodales nulla, nec gravida magna nibh sit amet arcu. Cras vulputate risus a Maecenas nisi neque, egestas vitae viverra rhoncus, auctor in odio. Nam vel lorem felis. Cras lacinia sollicitudin pretium.



Ut mattis orci quis justo adipiscing ultricies. Fusce varius pulvinar nisi non consequat. Fusce bibendum sollicitudin aliquet. Duis molest aliquam convallis sapien congue ac. Ut mattis, lacus eget laculis pretium, risus felis aliquet dolor, quis pharetra purus purus et neque. I turpis egestas. Sed viverra in ligula id hendrerit. Pellentesque volutpat neque eu turpis fermentum, in semper lorem pellentesque. Don nec viverra nibh ullamcorper. Sed in turpis consectetur, rutrum nunc ac, lincidunt sapien. Duis rhoncus augue in egestas bibendum. Se amet ligula.

p

[Social Publish](#) [Image](#) [Page Break](#) [Read More](#)

[Home](#) [News](#) [Joocial](#) [Create Article](#) [List All Categories](#) [Login](#)

Joocial - Channels

[Control Panel](#) [Requests](#) [Posts](#) [Channels](#)

[+ New](#) [Edit](#) [Copy](#)

Channels	Type	Published	ID ▾
<input type="text" value="Channels"/>	<input type="text" value="Q"/>	<input type="text" value="x"/>	<input type="text" value="-Select-"/>
Yes No			
No Items			

Jocial - Manage your social networks in Joomla

Front-end Social Management Team

Editor:

- Create and Edit content, Edit “Social Publishing” Options
- Create and Edit channels.
- Requests and Posts: Check Status



Jocial - Control Panel

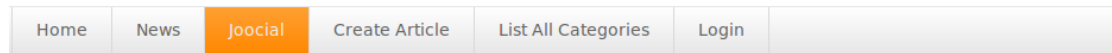


Social Meter

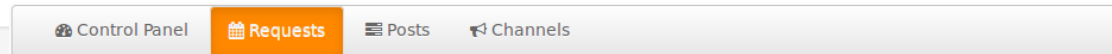
Requests

Requests (2)

Posts



Jocial - Requests



	Date	Title	Source	Processed	ID
<input type="checkbox"/>	2013-12-24 13:52:58	AutoTweet NG v6.8.0 - Enhance your social media management!	Content	⦿ - No	8437
<input type="checkbox"/>	3013-01-14 21:35:01	MODELO! Twitter & Facebook with #AutoTweetNG J3	Content	⦿ - No	252

Jocial - Manage your social networks in Joomla

Front-end Social Management Team

Editor:

Jocial - Posts

Control Panel Requests **Posts** Channels

+ New Edit Copy

Date	Post	Channel	Status	Source	ID
<input type="text"/>	<input type="text" value="Post"/> <input type="button" value="Q"/> <input type="button" value="x"/>	<input type="text" value="-Select-"/>	<input type="text" value="-Select-"/>	<input type="text" value="-Select-"/>	
<input type="checkbox"/> 2013-12-26 01:34:00	DEVS: GTAforums Brings EasySocial to the GTA Community ...	Twitter Account	✓ - Success	Content	26228
<input type="checkbox"/> 2013-12-26 01:34:00	DEVS: GTAforums Brings EasySocial to the GTA Community	LinkedIn Group	✓ - Success	Content	26230
<input type="checkbox"/> 2013-12-26 01:34:00	DEVS: GTAforums Brings EasySocial to the GTA Community	Facebook Page	✓ - Success	Content	26231
<input type="checkbox"/> 2013-12-25 23:14:00	DEVS: Update - Emerald v9.128 Stable / #Joomla New ver	Twitter Account	✓ - Success	Content	26234

Jocial - Channels

Control Panel Requests Posts **Channels**

+ New Edit Copy

Channels	Type	Published	ID
<input type="text" value="Channels"/> <input type="button" value="Q"/> <input type="button" value="x"/>	<input type="text" value="-Select-"/>	<input type="checkbox"/> Yes <input type="checkbox"/> No	
<input type="checkbox"/> Facebook 1	f - Facebook	✓	12
<input type="checkbox"/> Facebook 2	f - Facebook	✓	13
<input type="checkbox"/> Google+	g+ - G+ Moments	✓	14
<input type="checkbox"/> Google+ - Admin	g+ - G+ Moments	✓	15
<input type="checkbox"/> LinkedIn Group	in - LinkedIn Group	✓	16
<input type="checkbox"/> Twitter	Twitter	✓	17

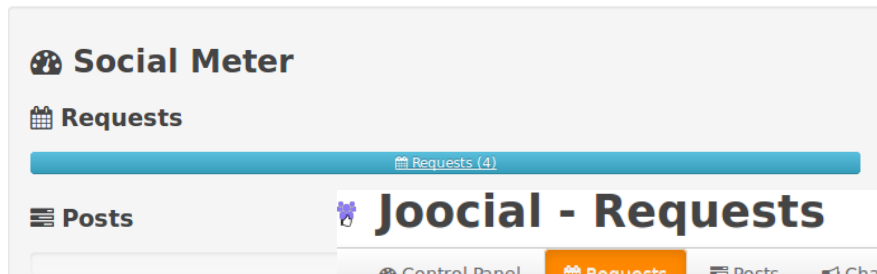
Jocial - Manage your social networks in Joomla

Front-end Social Management Team

Publishers:

- Create, Edit and Edit State content, Edit “Social Publishing” Options
- Create, Edit and Publish channels.
- Requests and Posts: Check Status, Process and Publish

Jocial - Control Panel



Jocial - Requests



<input type="checkbox"/>	Date	Title	Source	Processed	ID
<input type="checkbox"/>	2013-12-24 13:52:58	AutoTweet NG v6.8.0 - Enhance your social media management!	Content	<input type="radio"/> - No	8437
<input type="checkbox"/>	2014-01-31 17:50:03	Author Article 31-01	Content	<input type="radio"/> - No	8438

Jocial - Manage your social networks in Joomla

Front-end Social Management Team

Publishers:

Jocial - Posts

[Control Panel](#) [Requests](#) **[Posts](#)** [Channels](#)

[+ New](#) [Edit](#) [Publish](#) [Copy](#)

Date	Post	Channel	Status	Source	ID
<input type="text"/>	<input type="text" value="Post"/> <input type="button" value="Q"/> <input type="button" value="x"/>	<input type="text" value="-Select-"/>	<input type="text" value="-Select-"/>	<input type="text" value="-Select-"/>	
<input type="checkbox"/> 2013-12-26 01:34:00	DEVS: GTAforums Brings EasySocial to the GTA Community ...	Twitter Account	✓ - Success	Content	26228
<input type="checkbox"/> 2013-12-26 01:34:00	DEVS: GTAforums Brings EasySocial to the GTA Community	LinkedIn Group	✓ - Success	Content	26230
<input type="checkbox"/> 2013-12-26 01:34:00	DEVS: GTAforums Brings EasySocial to the GTA Community	Facebook Page	✓ - Success	Content	26231
<input type="checkbox"/> 2013-12-25 22:14:00	DEVS: Update: Emerald v0.128 Stable / #JoomlaNewVer	Twitter Account	✓ - Success	Content	26224

Jocial - Channels

[Control Panel](#) [Requests](#) [Posts](#) **[Channels](#)**

[+ New](#) [Edit](#) [Publish](#) [Unpublish](#) [Copy](#)

Channels	Type	Published	ID
<input type="text" value="Channels"/> <input type="button" value="Q"/> <input type="button" value="x"/>	<input type="text" value="-Select-"/>	<input type="button" value="Yes"/> <input type="button" value="No"/>	
<input type="checkbox"/> Facebook 1	f - Facebook	✓	12
<input type="checkbox"/> Facebook 2	f - Facebook	✓	13

Jocial - Manage your social networks in Joomla

Front-end Social Management Team







Managers:

- Create, Edit and Edit State content, Edit “Social Publishing” Options
- Create, Edit, Publish and Delete channels.
- Requests and Posts: Check Status, Process, Publish and Delete

Jocial - Requests

Control Panel **Requests** Posts Channels

[+ New](#) [Edit](#) [Process](#) [Copy](#) [Delete](#)

<input type="checkbox"/>	Date	Title	Source	Processed	ID
<input type="checkbox"/>	<input type="text" value="2013-12-24 13:52:58"/> 	<input type="text" value="Title"/> <input type="text" value="Q"/> 	<input type="text" value="-Select-"/>	<input type="button" value="Yes"/> <input type="button" value="No"/>	
<input type="checkbox"/>	2013-12-24 13:52:58	AutoTweet NG v6.8.0 - Enhance your social media management!	Content	 - No	8437
<input type="checkbox"/>	2014-01-31 17:50:03	Author Article 31-01	Content	 - No	8438
<input type="checkbox"/>	2014-01-31 17:50:22	Editor Article 31-01	Content	 - No	8439
<input type="checkbox"/>	3013-01-14 21:35:01	MODELO! Twitter & Facebook with #AutoTweetNG J3	Content	 - No	252

Jocial - Manage your social networks in Joomla

Front-end Social Management Team

Managers:

Jocial - Posts

Control Panel Requests Posts Channels

+ New Edit Publish Copy Delete

Date	Post	Channel	Status	Source	ID
<input type="text"/>	<input type="text" value="Post"/>	<input type="text" value="-Select-"/>	<input type="text" value="-Select-"/>	<input type="text" value="-Select-"/>	
<input type="checkbox"/>	2013-12-26 01:34:00 DEVS: GTAforums Brings EasySocial to the GTA Community ...	Twitter Account	Success	Content	26228
<input type="checkbox"/>	2013-12-26 01:34:00 DEVS: GTAforums Brings EasySocial to the GTA Community	LinkedIn Group	Success	Content	26230
<input type="checkbox"/>	2013-12-26 01:34:00 DEVS: GTAforums Brings EasySocial to the GTA Community	Facebook Page	Success	Content	26231

Jocial - Channels

Control Panel Requests Posts Channels

+ New Edit Publish Unpublish Copy Delete

Channels	Type	Published	ID
<input type="text" value="Channels"/>	<input type="text" value="-Select-"/>	<input type="text" value="Yes"/> <input type="text" value="No"/>	
<input type="checkbox"/> Facebook 1	f - Facebook	✓	12
<input type="checkbox"/> Facebook 2	f - Facebook	✓	13

Jocial - Manage your social networks in Joomla

Front-end Social Management Team

Administrators and Super Users:

- Create, Edit and Edit State content, Edit “Social Publishing” Options
- Create, Edit, Publish and Delete channels.
- Requests and Posts: Check Status, Process, Publish and Delete
- Access Administration Interface, Feeds and Virtual Media Manager

The screenshot displays the Joomla! Jocial Control Panel. At the top, there is a navigation menu with items: System, Users, Menus, Content, Components, Extensions, and Help. The page title is "Jocial - Control Panel" and the Joomla! logo is visible. Below the navigation, there is a "Virtual Media Manager" button and a user profile icon. The main content area is divided into several sections:

- Social Meter:** A section with a "Requests" sub-section showing a progress bar for "Requests (4)" and a "Posts" sub-section with a progress bar.
- Channels:** A section with social media icons for Facebook, Google+, LinkedIn, Email, Twitter, and VK.
- Shortcuts:** A section with a heading for shortcuts.
- Component information:** A section providing details about the Jocial component:
 - Name: Jocial
 - Installed version: 7.1.0
 - Newest version: 7.0.0
 - Version Info: ✓
- Extly.com Support:** A section with a link to Extly.com Support and social media icons for Twitter, LinkedIn, Google+, and Facebook.

At the bottom, there is a request to "Please post a rating and a review at the Joomla! Extensions Directory: Joomla Extensions Directory."

Jocial - Manage your social networks in Joomla

Conclusion

In this presentation, we have shown the new features available in Joomla for full social content management:

- **Social Publishing Management:** New tools to create, edit, schedule, and repeat posts.
- **Virtual Social Media Manager:** High-level virtual assistant to manage when Posts are published, and evergreen posts support (re-publishing).
- **Jootool - Front-end Social Management Team:** Front-end team tool to configure channels, browse, manage content requests and posts.

One last word

We love your feedback, it's our way to improve.

This presentation was created with your help.

Please post a rating and a review at the #JED
It really helps ;-)

Support: <http://support.extly.com>

Community Forum Support: <http://www.extly.com/forum/index.html>

Twitter [@extly](https://twitter.com/extly)

Facebook facebook.com/extly

