

XTDir Pages for JomSocial



Adding Pages to JomSocial Community Network

Presentation based on Joomla 3, JomSocial 3, SobiPro 1.1 and
XTDir 5.0.6

2013-11-13

XTDDir Pages for JomSocial



In this presentation, we are going to show how you can add Pages, based on SobiPro, to your Joomla! / JomSocial community network.

About JomSocial, It's the No. 1 community software for Joomla! Turn Joomla CMS into a full-fledged, Social-Networking site.

About SobiPro, SobiPro is a powerful directory component for Joomla!

<http://www.extly.com/xtdir-adding-pages-to-jomsocial-community-network.html>

About Pages



In a social network, **Pages** build a closer relationship between the users and their audience and customers.

Pages provide tools for business, brands or organizations.

Prerequisites



Prerequisites

- XTDDir for JomSocial 5.0.6, or superior
- JomSocial 3.0.5
- SobiPro 1.1, or superior (recommended)
- SobiPro 1.0.8 is supported
- Joomla 2.5 / 3.1 / 3.2, or superior
- MySQL 5.5, or superior (recommended)
- PHP 5.3, or superior

XTDir Pages for JomSocial



XTDir is a single component, with a set of modules and plugins, to add the most frequently requested JomSocial and SobiPro features. All configuration and management tasks are performed in a single administrative center.

- **My SobiPro Entries**, a JomSocial app and a Joomla! module, to show SobiPro entries associated with a JomSocial user profile.
- **User Profile for SobiPro**, a SobiPro read-only field to show JomSocial user profile in associated SobiPro entries.
- **SobiPro Activity Stream for JomSocial**, a SobiPro App to push activities to the community wall stream (including reviews).
- **Extended Search Modules**, modules to master the art of catalog search. Support for cookie form saving.
- **Categories of SobiPro Module**, a module with 6-Layouts to navigate your catalog categories
- **Search in Categories, Search in Selected Section Modules, and Search Plugin(+)** **Plus**, to fill all search possibilities.
- **CategoriesFilterApp**, a SobiPro App to show a chained categories control and support empty keyword search in SobiPro.

Product Page: <http://www.extly.com/jomsocial-extensions.html>

Support: <http://support.extly.com>

Community Forum Support: <http://www.extly.com/forum/index.html>

XTDir Pages for JomSocial



This presentation is focused in the social network and directory customization:

- **My SobiPro Entries**, a JomSocial app and a Joomla! module, to show SobiPro entries associated with a JomSocial user profile.
- **User Profile for SobiPro**, a SobiPro read-only field to show JomSocial user profile in associated SobiPro entries.
- **SobiPro Activity Stream for JomSocial**, a SobiPro App to push activities to the community wall stream (including reviews).

The objective is to implement:

- Community notifications of directory activity,
- Pages access from User Profiles, and
- User Profile access from directory Pages

To configure the rest of XTDir's apps, modules, and plugins:

<http://www.extly.com/guides-faq/75-extensions-for-sobipro-documentation/xtdir-for-sobipro.html>

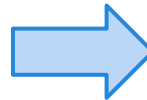
<http://www.extly.com/xtdir-building-an-advertising-catalog-for-joomla.html>

Installation



Download and install XTDDir for JomSocial

The screenshot shows the Joomla! Extension Manager interface. The top navigation bar includes 'Options' and 'Help'. The main content area is titled 'Upload Package File' and features a 'Package File' input field with a 'Browse...' button and an 'Upload & Install' button. A sidebar on the left contains navigation links for 'Install', 'Update', 'Manage', 'Discover', 'Database', 'Warnings', and 'Install languages'.

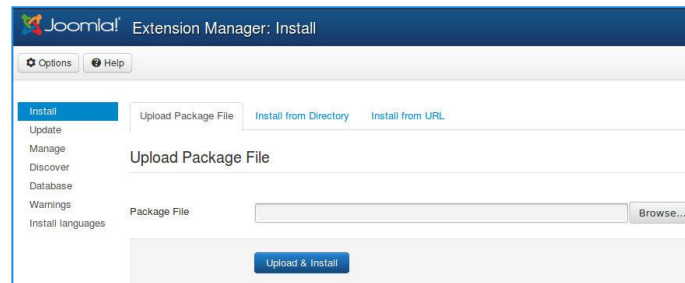


The screenshot shows the Joomla! Extension Manager interface after a successful installation. The top navigation bar includes 'Options' and 'Help'. A green message box displays the text: 'Message: Installing component was successful.' Below this, the main content area is titled 'XTDDir - Extension Directory for SobiPro' and features a 'Welcome to XTDDir!' message. A sidebar on the left contains navigation links for 'Install', 'Update', 'Manage', 'Discover', 'Database', 'Warnings', and 'Install languages'. The main content area also includes a 'Control Panel' button and a 'Tutorial: XTDDir for SobiPro - How to extend your directory' section with links to 'XTDDir for SobiPro - How to extend your directory - Online Web Presentation' and 'Adobe PDF | Microsoft PowerPoint PPTX'. A banner at the bottom of the page reads 'XTDDir for SobiPro'.

Updates

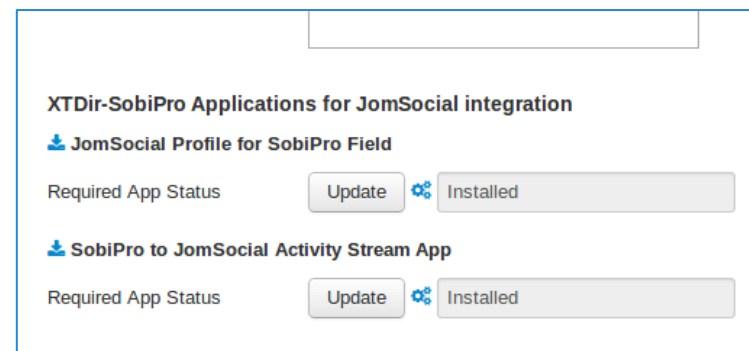


1. XTDir updates are installed in the same way



2. Remember to also update SobiPro Apps with the Update button.

- "Update" buttons in **XTDir / Business Pages**



My SobiPro Entries



My SobiPro Entries module, it's installed in the list of modules.

It can be configured in the Module Manager to a position with several control parameters.

The screenshot shows the Joomla! Module Manager interface for the 'Module XTDDir My Entries for SobiPro'. The interface includes a top navigation bar with 'Save', 'Save & Close', 'Save & New', 'Save as Copy', 'Close', and 'Help' buttons. Below the navigation bar are tabs for 'Details', 'Options', and 'Menu Assignment'. The 'Options' tab is active, showing the 'Basic Options' section. The 'User Mode' section has two radio buttons: 'Current user' (unselected) and 'Current JomSocial profile' (selected). The 'Sections' section has a dropdown menu showing 'Business Directory (1)' with a close button and the text 'Select some options'. The 'Image Field (only vCard)' section has a dropdown menu showing 'field_company_logo'. The 'Description Field (only vCard)' section has a dropdown menu showing 'field_short_description'. The 'Limit' section has a text input field with the value '10'. At the bottom, there is a section for 'Advanced Options'.

XTDDir My SobiPro Entries - vCards

[kailey.ca](#)

Mobile Computing, Communications

Vivamus est leo, tempor at dictum in, pellentesque molestie velit. Sed lacinia, quam non malesuada porttitor, ante arcu ornare magna, vel lacinia nibh veli...



[Lena's Company](#)

Graphics, Multimedia, Open Source

AutoTweetNG - Enhance your social media management! More updates in the Short Description. :-)



[shyann.name](#)

Computers and Internet, Health

Morbi ornare porta eleifend. Praesent auctor urna eget nulla bibendum vestibulum. Phasellus eros est, adipiscing eu cursus fermentum, lacinia interdum fei...



vcard layout

My SobiPro Entries



My SobiPro Entries app, it's installed in the list of community plugins.

- It can be enabled in the Plugin Manager with several control parameters.
- Control parameters are available in Components/XTDir/Business Pages.

Title	Category	Date Added
kailey.ca	Mobile Computing, Communications	2013-06-06
Lena's Company	Graphics, Multimedia, Open Source	2013-08-01
shyann.name	Computers and Internet, Health	2013-06-06

default layout

The screenshot shows the Joomla! interface. At the top, there's a header for 'Joomla! XTDir for JomSocial: Business Pages Configuration'. Below it, the 'Plugin Manager: XTDDir My SobiPro Entries' window is open, showing a 'Details' tab. The details for 'XTDDir My SobiPro Entries' include: Status (Enabled), Access (Public), Ordering (0. XTDDir My SobiPro Entries), Plug-in Type (community), Plug-in File (xtdsobipromyentries), and ID (10173). To the right, the 'Business Pages Configuration' window is open, showing: Status (Published), My Entries App Position (content), My Entries as Core App (Yes), App Layout (Default), Limit (10), Force a Menu item (Select), and ID (10173). On the far right, there are sections for 'XTDDir-SobiPro Applicator', 'JomSocial Profile for SobiPro', and 'SobiPro to JomSocial Act'.

TIP: To change the title, you must change the language label `PLG_XTDSOBIPROMYENTRIES_TITLE="XTDir My SobiPro Entries"`. You can change it in the language translation file, or add an override in the Language Manager.

My SobiPro Entries



My SobiPro Entries app, TIP: To change the title, you must change the language label `PLG_XTDSOBIPROMYENTRIES_TITLE="XTDir My SobiPro Entries"`.

You can change it:

- In the language translation file, or
- Adding an override in the Language Manager. (recommended)

Language Manager: Edit Override

Save Save & Close Save & New Close

Edit this Override


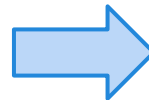
Language Constant * `PLG_XTDSOBIPROMYENTRIES_`

Text `My SobiPro Entries`

Language `English (United Kingdom) [en-GB]`

Location `Site`

File `/var/www/clients/client1/web70/web`



4 months ago

My SobiPro Entries

Title	Category	Date Added
kailey.ca	Mobile Computing, Communications	2013-06-06
Lena's Company	Graphics, Multimedia, Open Source	2013-08-01
shyann.name	Computers and Internet, Health	2013-06-06

Powered by JomSocial

User Profile for SobiPro



XTDir Apps for SobiPro can be installed/ updated/ downloaded right from the configuration area.

XTDir for JomSocial: Business Pages Configuration

Save & Close Cancel

Promoted Entries Business Pages Configuration Control Panel

Configuration

Published Unpublished

Sections * Business Directory x
Select some options

content

Yes No

Default

10

Select

XTDir-SobiPro Applications for JomSocial integration

JomSocial Profile for SobiPro Field

Required App Status Install NOT INSTALLED

SobiPro to JomSocial Activity Stream App

Required App Status Install NOT INS

XTDir-SobiPro Applications for JomSocial integration

JomSocial Profile for SobiPro Field

Required App Status Install success: New field 'XTI

SobiPro to JomSocial Activity Stream App

Required App Status Install NOT INSTALLED

User Profile for SobiPro



User Profile for SobiPro is a SobiPro read-only field to show JomSocial user profile in associated SobiPro entries.

- It can be visually customized according your template.
- It's managed as a SobiPro field.

The screenshot shows a web interface for a business directory. At the top, there are navigation tabs: 'Promoted Entries', 'Business Pages', 'Modules', 'Search for SobiPro', 'SobiPro v1.1', and 'JomSocial'. Below this is a search bar with the text 'Business Directory' and a search icon, followed by a search input field labeled 'Enter keywords'. A horizontal menu of letters from A to Z and a '0-9' button is visible. The main content area features a profile for 'Lena's Company' with a 5-star rating. The profile includes a placeholder image of a house with a red roof and a laptop. To the right of the image, the following information is listed: 'Contact Person: Lena So', 'Street: Here 19712', 'Postcode: 33533', 'City: Buenos Aires', 'Country: Argentina', and 'Phone: 407-539-3410'. Below this, the 'Fax' is given as '+1 (0) 9934.567.001'. The 'Website' is 'Extly Extensions'. Under 'Business Days', it lists 'Monday Tuesday Wednesday Thursday Friday'. A description follows: 'AutoTweetNG - Enhance your social media management! More updates in the Short Description. :-)'. The 'Birth Date' is '1951-03-31'. At the bottom, it says 'Located in: [Graphics](#) | [Multimedia](#) | [Open Source](#)'. On the right side of the profile, there is a green box titled 'XTDir JomSocial Profile for SobiPro: Community Member' containing a profile picture of a woman wearing a hat and the name 'Lena Söde'. Below the picture, it says 'Lena's Company in Business Directory has been updated.' and shows five green diamond icons. At the bottom of this box are links for 'Groups', 'Photos', 'Videos', and 'Events'. At the very bottom of the page, it says 'Powered by Sigsiu.NET'.

User Profile for SobiPro



To configure the **User Profile for SobiPro**, the field must be added to the entry structure.

The screenshot shows the Joomla! Fields Manager interface. The main heading is "Fields for: Business Directory". A table lists existing fields with their IDs and names. A dropdown menu is open, showing various field types. The "XTDir-JS-Profile" option is highlighted in red.

Id	Field Name	Status	Index	Details	Editable
1	Company Name field_name	✓			✎
15	Category field_select_category	✓			✎
10	Company Logo field_company_logo	✓			✎
4	Contact Person field_contact	✓			✎
7	Email field_email	✓	inbox	hidden	✎
14	Street field_street	✓	inbox	details	✎
	Postcode				

Fields Manager

Fields for: Business Directory

Field Types:

- SIMPLE FIELDS WITH SINGLE DATA
 - Calendar
 - Text Area
 - Input Box
- MULTIPLE PREDEFINED DATA WITH MULTIPLE CHOICE
 - Check Box Group
 - Multiple Select List
- MULTIPLE PREDEFINED DATA WITH SINGLE CHOICE
 - Radio Buttons
 - Single Select List
- SPECIAL
 - Category
 - Image
 - Email
 - URL
 - XTDir-JS-Profile**

User Profile for SobiPro



XTDir - Extend... System Users Menus Content Components Extensi

Joomla!

Edit field 'XTDir JomSocial Profile for SobiPro'

Field Label

Alias

Suffix

Payment

For Free No Yes

Field Fee €

Entry Filter

Show only in published entries

Field Parameters

Enabled Disabled Enabled

Available in

CSS Class

Administrative Field No Yes

Is Required No Yes

Is Editable No Yes

Show Label No Yes

Edit Limits

Version **12**

Field Type

Special
XTDir-JS-Profile

User Profile for SobiPro



User Profile for SobiPro is shown by default with a simple style.

Sample CSS styling template customization:

```
.spExtlyCommunity {
    float: right;
    width: 300px;    background-color: #DFF0D8;
    border-color: #D6E9C6;
    color: #468847; border-radius: 4px 4px 4px 4px;
    padding: 8px 35px 8px 14px;
    text-shadow: 0 1px 0 rgba(255, 255, 255, 0.5);
}
.spExtlyCommunity .groups, .spExtlyCommunity .photos, .spExtlyCommunity .
videos, .spExtlyCommunity .events, .field_business_days li {
    display: inline-block;
    margin-right: 8px;
}
```

More Info: <http://www.extly.com/guides-faq/41-extensions-for-jomsocial-documentation/jomsocial-user-profile-for-sobipro/472-jomsocial-user-profile-for-sobipro-documentation.html>

SP Activity Stream for JomSocial



SobiPro Activity Stream for JomSocial is a native SobiPro App to publish directory activities to the community wall stream (including reviews).

In this way, all community members can check what's going on in Pages.

Recent Activities



Super User

eloise.biz Nieruchomości Usługi in Business Directory has been updated. [demo.xtdir.com/sobipro/...](#)

1 month ago



Lena Söde

Lena's Company in Business Directory has been updated. [demo.xtdir.com/...](#)

2 months ago



Lena Söde

Lena's Company in Business Directory has been updated. [demo.xtdir.com/...](#)

2 months ago



Testuser

A 'Lite' Company (not 'Premium') in Business Directory has been updated. [demo.xtdir.com/...](#)

2 months ago



Testuser

A 'Lite' Company (not 'Premium') in Business Directory has been updated. [demo.xtdir.com/...](#)

2 months ago



Testuser

SP Activity Stream for JomSocial



SobiPro Activity Stream for JomSocial can be installed/downloaded right from the configuration area.

Configuration

↑ Promoted Entries ▾ | 📁 Business Pages | 🔧 Configuration ▾ | 🌐 Control Panel

Published | Unpublished

content ▾

Yes | No

Default ▾

10

Select ▾

Sections *
Business Directory x
Select some options

XDir-SobiPro Applications for JomSocial integration

📥 JomSocial Profile for SobiPro Field
Required App Status: Update ⚙️ | Installed

📥 SobiPro to JomSocial Activity Stream App
Required App Status: Install | NOT INSTALLED

XDir-SobiPro Applications for JomSocial integration

📥 JomSocial Profile for SobiPro Field
Required App Status: Update ⚙️ | Installed

📥 SobiPro to JomSocial Activity Stream App
Required App Status: Install | success: New applicati

SP Activity Stream for JomSocial



System Users Menus Content Components Extensions Help

SobiPro [Business Directory] - Messages

Sigiuiu.NET
SobiPro
directory extension

Entries & Categories

Section Configuration

Fields Manager

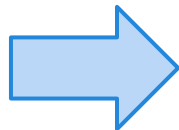
General Configuration

Social Integration

XTDir-JomSocial Stream

Triggers	
Entry Actions	Enabled
New entry to JomSocial	Enabled
Entry update to JomSocial	Enabled
Entry approved to JomSocial	Disabled
Entry published to JomSocial	Disabled
Reviews	Enabled
New review, post in the author profile	Disabled
New approved review, post in the author profile	Disabled

at section level.



System Users Menus Content Components Extensions Help Test J3

SobiPro [Business Directory] - Edit Message Joomla!

Edit Message Apply Save Cancel

Message to an author after a new entry has been saved

Enabled Enabled

Subject (informational) Submission in {section.name}

Available tags {section}, {section.name}, {entry.name}, {entry.url}, {parent.name}, {user.name}, {user.email}, {review.title}, or {review.review}. field_**** can be used to name a field value. Examples: {entry.field_website}, {entry.field_short_description}, etc.

Edit Insert View Format Table Tools

B I U S Paragraph

{entry.name} in {section.name} has been added and is awaiting for approval. {entry.field_website} : {parent.name} : {user.name}

SP Activity Stream for JomSocial



User Activity is valued in JomSocial with the **User Points System**, and XTDDir is integrated and raising specific events.

The image shows a user profile for Lena Söde in JomSocial. The profile includes a profile picture, the name 'Lena Söde', and links for 'About Me' and '0 Photos'. Below the profile, an activity stream shows a post from 2 months ago: 'Lena's Company in Business Directory has been updated. demo.xtdir.com/...' with a 'View All (1)' link. A blue arrow points from the profile to the activity stream.

More info: http://documentation.jomsocial.com/wiki/User_Points_System

SP Activity Stream for JomSocial



To configure the **User Points System**, you must copy the rules file into SobiPro directory, and re-scan for new rules in JomSocial:

1. Copy from [jomsocial_rule.xml](#) from media/com_xtdir/rules to components/com_sobipro.
2. Re-scan in JomSocial / User Points
3. At any time, you can edit the file or change the assigned points.

Home Rule Scan Publish Unpublish Delete

Joomla! User Points

Home Rule Scan Publish Unpublish Delete

Community

Users

Multiple Profiles

Custom Profiles

User Points

Notice

Disabling the user point will also disable the activity stream creation.

Documentation

#	User Rule	Rule Description	Plugin	User Access	Points
1	Add Application		com_community	Public	1
2	Remove Application				
3	Upload Photo				
4	Add New Group				
5	Add New Group's D				
6	Leave Group				
7	Approve Friend Rec				
8	Add New Photo Album	Give points when registered user added new photo album.			

User Rule Scan

Post Event Wall

Remove video

Add video

Add Event

Upload Event Avatar

Like photo

Like album

Like videos

Like profile

Like profile status

Group discussion

Cover upload

New entry to JomSocial

Entry update to JomSocial

Entry approved to JomSocial

Entry published to JomSocial

New review

Cancel Refresh

Documentation

User Rule	Rule Description	Plugin	User Access	Points
Cover upload		com_community	Public	1
New entry to JomSocial	Give points when New entry to JomSocial.	com_sobipro	Public	1000
Entry update to JomSocial	Give points when .	com_sobipro	Public	2000
Entry approved to JomSocial	Give points when Entry approved to JomSocial	com_sobipro	Public	3000
Entry published to JomSocial	Give points when Entry published to JomSocial	com_sobipro	Public	4000
New review	Give points when New review, post in the author profile	com_sobipro	Public	5000
New approved review	Give points when New approved review, post in the author profile	com_sobipro	Public	6000

1 2 3

More info: http://documentation.jomsocial.com/wiki/User_Points_System

Conclusion



In this presentation we have shown how to install and configure:

- **My SobiPro Entries**, a JomSocial app and a Joomla! module, to show SobiPro entries associated with a JomSocial user profile.
- **User Profile for SobiPro**, a SobiPro read-only field to show JomSocial user profile in associated SobiPro entries.
- **SobiPro Activity Stream for JomSocial**, a SobiPro App to push activities to the community wall stream (including reviews).

In this way, navigational aids to provide Pages for JomSocial has been implemented. Users can be notified of directory activity, Pages can be accessed from a User Profile, and User Profiles can be accessed from directory Pages.

One last word



We love your feedback, it's our way to improve.

This presentation was created with your help.

Please post a rating and a review at the #JED
It really helps ;-)

More info: **XDir - How to extend your directory**

<http://www.extly.com/guides-faq/75-extensions-for-sobipro-documentation/xtdir-for-sobipro.html>

Support: <http://support.extly.com>

Community Forum Support: <http://www.extly.com/forum/index.html>

Twitter [@extly](https://twitter.com/extly)

Facebook facebook.com/extly